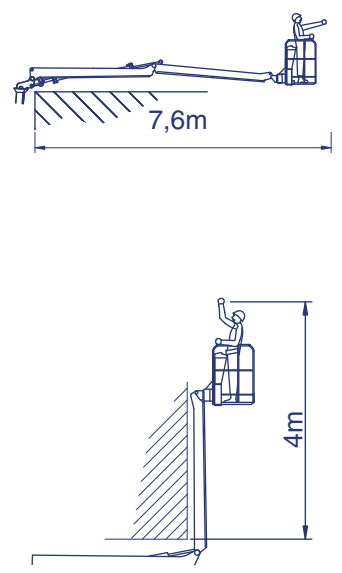
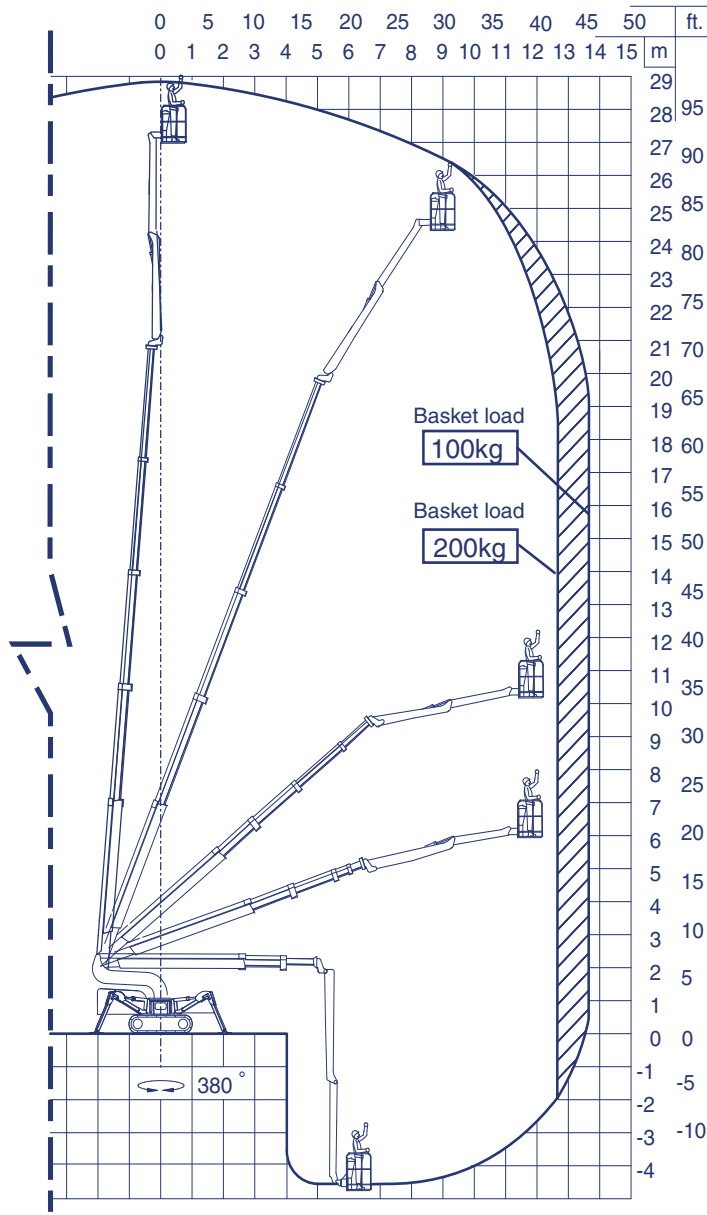
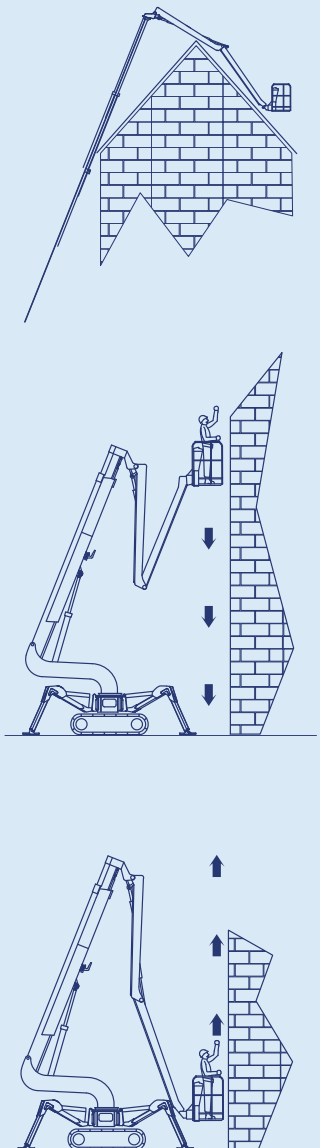


FALCON SPIDER FS290C

Reach diagram — Optimized position

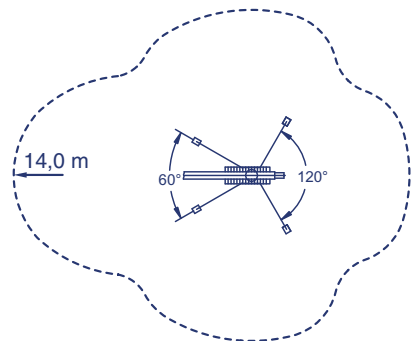
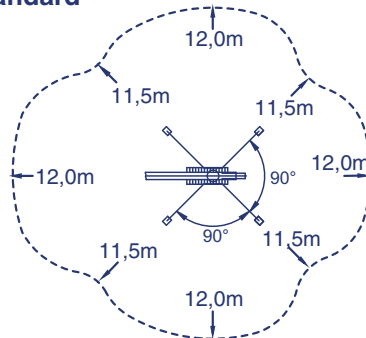


Reach with outriggers in different positions

Standard

Measurements in meters

Optimized



Basket load=200kg

Basket load=100kg

WORLDLIFT INDUSTRIES AS

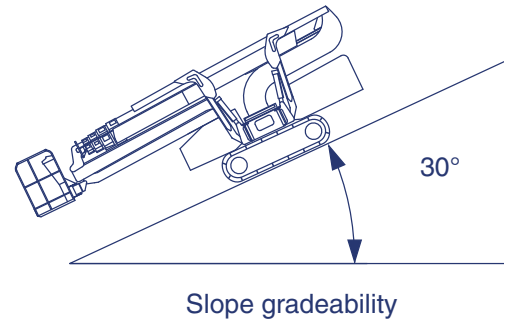
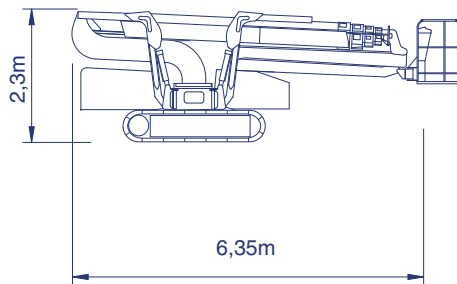
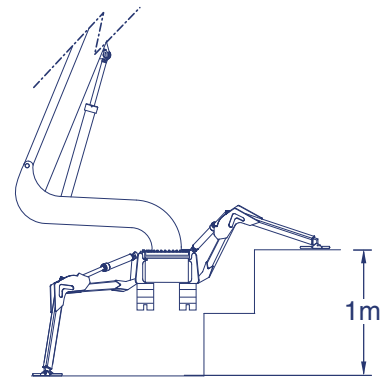
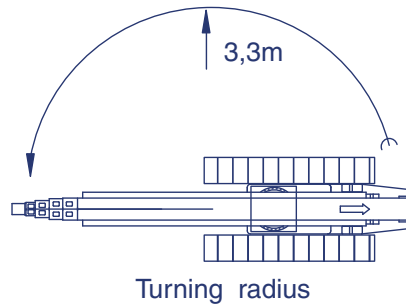
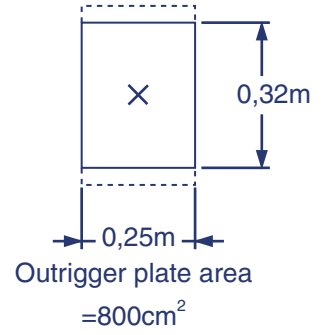
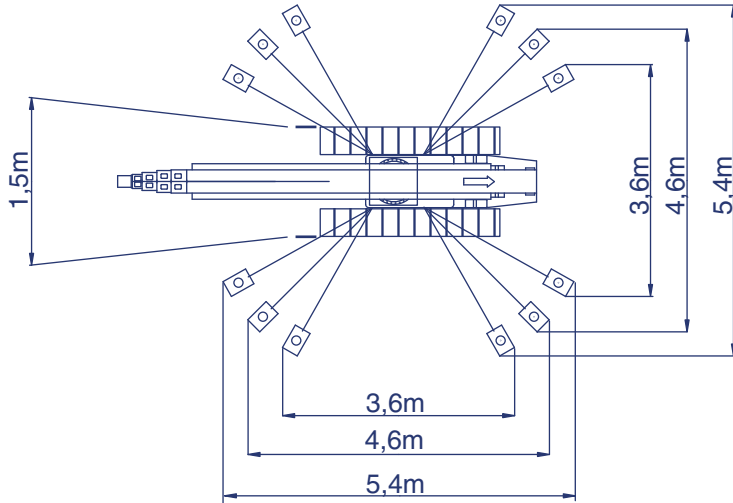
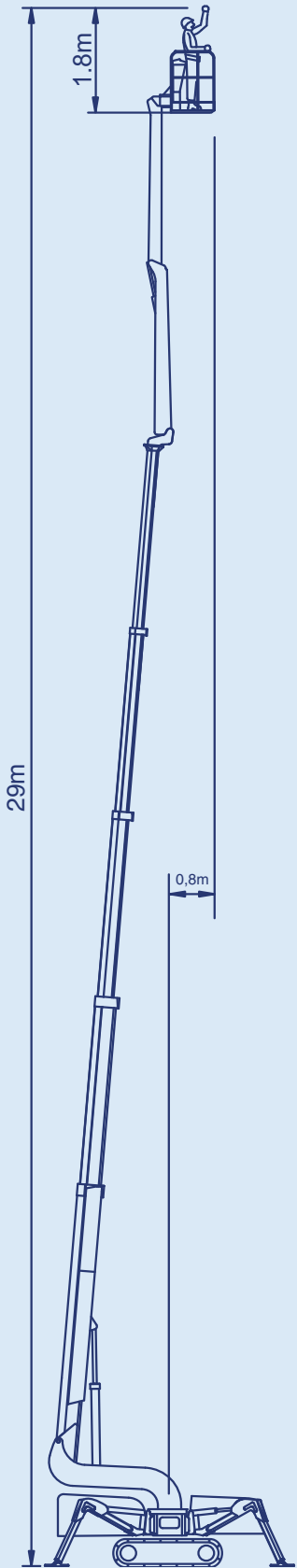
Tolderlundsvej 106
 DK • 5000 Odense C
 Tel.: +45 66 13 11 00
 Fax: +45 66 13 03 19

www.wl-industries.com

All measurements are intended as guide. Choise of equipment may change the mentioned measurements



WORLDLIFT INDUSTRIES AS



Additional info:

Weight and ground pressure:

Weight with standard equipment	4950 kg
Surface pressure under crawlers (soft surface)	0,53 kg/cm ²
Surface pressure under crawlers (hard surface)	1,70 kg/cm ²
Max. ground pressure under 1 outrigger plate	2,75 kg/cm ²

As all our products are in a constant process of development we reserve the right to alterations



Technical data for FS290C

Max basket load	200 kg/440 lb (2 persons of 85 kg/187 lb + 30 kg/66 lb. extra equipment)
Telescopic functions	
Boom stages:	4
Telescopic stroke:	13,5 m (Approx.)
Main boom	
Movement:	88° (-3° to + 85°)
Turret	
Rotation:	380° (standard).
Rotations system:	Hydraulic motor, planetary gear.
Jib	
Length:	3 m
Rotations angle:	180°
Basket Jib	
Length:	3 m
Rotations angle:	180°
Basket	
Rotations angle:	2 x 90° (available as optional)
Outriggers	
Adjustment:	Manually horizontally
Setting:	hydraulic cylinder jack
Option equipment:	Operating the platform from the basket
Loading/unloading truck	
Max. load height approx.	800 mm
Max. load width approx.	2800 mm
Power supply	
230V AC, 50/60 Hz, min.10 Amp. (Recommended 13 Amp.)	
Power unit	
Standard:	24V DC motor
Option:	Hatz Diesel Engine
Batteries	4 pcs. maintenance free batteries, (Option 4 - 8 extra pcs.)
Type Dryfit Traction block 6-180 6V 180Ah (power unit)	
1 pcs. of maintenance free battery, VARTA 12V (Diesel engine)	

Driving unit

Fast speed forwards	2,5 km/h (Approx.).
Slow speed forward	0,9 km/h (Approx.)
Fast speed reverse	2,5 km/h (Approx.)
Slow speed reverse	0,9 km/h (Approx.)
Max. gradient (standard):	Approx. 40%/20°

Self-propelled range:

Max distance reached by self-propelled SPIDER, on battery power (fully charged) on level hard surface: 1800 m.

Safety systems

Stability/overload:	Measurement of load/pressure on outriggers
Hydraulic safety:	Pilot check valve
Overload main boom protection:	Main boom deflection measurement
Slope alarm (Option):	Acoustic signal if chassi is out of level according to horizontal
Cross axis:	10°
Length axis:	20°

Chain fault:	Red indicator lights up at the control panels, if chain breaks or faults.
Emergency lowering:	Secondary electrical system and manual hand pump.

Emergency lowering.

Secondary electrical system and manual hand pump

REMARK

Data can have a deviation at each single platform due to production tolerances.

WARNING

Do not use the platform without reading and following the instructions carefully. Failing to comply with the correct operating procedures and safety instruction, can because for injury or death.

ALWAYS READ OPERATORS MANUAL BEFORE USE!