

# nifty



# HR10

**SELF PROPELLED  
ACCESS PLATFORM**



**10m (33ft)**  
Working height


**4.50m (14ft 9in)**  
Working Outreach

**Weight Under 2 Tonnes**  
Low cost transportation

**Bi-Energy Available**  
Optimising utilisation

**Fully Proportional  
Hydraulic Controls**  
Simple, reliable &  
easy to maintain

**1.40m Chassis  
Available**  
Improving narrow aisle access



[niftylift.com](http://niftylift.com)

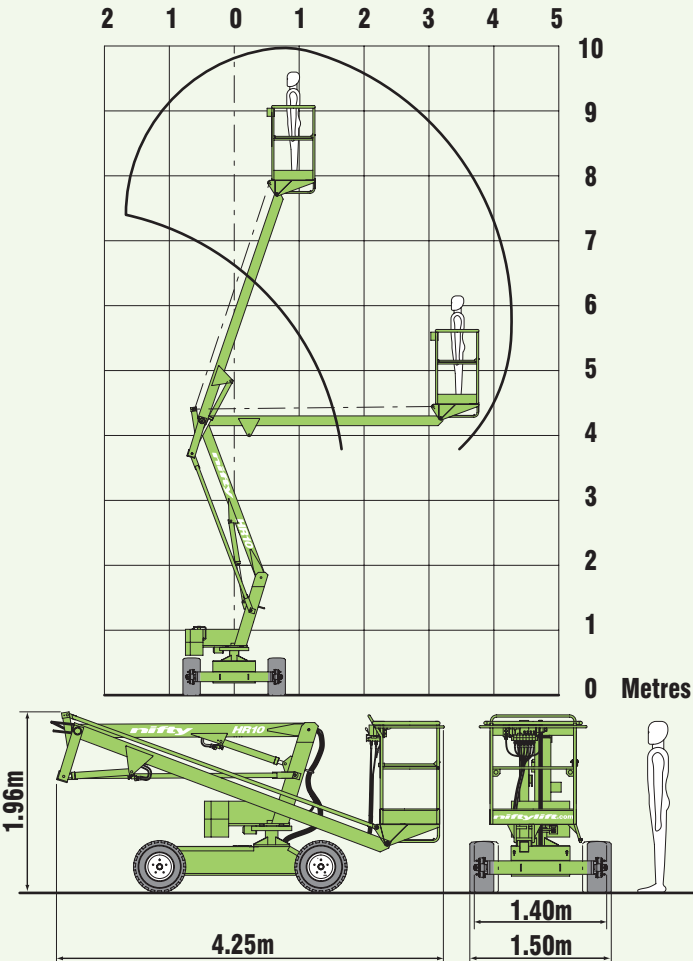
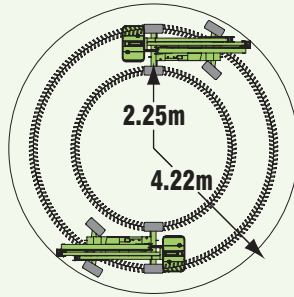


# nifty Heightrider 10

The Nifty Height Rider 10 provides excellent reach capabilities from a compact and very low weight base. The narrow option gives 1.40m (4ft 7in) access and its tight turning circle means superb manoeuvrability in restricted areas. Transportation is easy due to its low overall weight and a choice of power options makes this an ideal entry machine to the self-propelled market.

## SAFETY FEATURES

- Automatic Failsafe Brakes
- Tilt Alarm
- Foam Filled or Solid Tyres
- Dual Controls (Platform & Base)
- Lock Valves on all Hydraulic Cylinders
- Manual Recovery with Hand Pump
- Dual Harness Points
- CE Mark



Due to a policy of continuing development and improvement, Niftylift reserves the right to change any specification without notice. Please confirm exact specification before ordering.

With a super narrow version at only 1.40m wide, operators can work even in the tightest working environments.



With fully proportional hydraulic controls, the HR10 is easy to operate and simple to maintain, making it ideal for a wide range of applications.

## SPECIFICATIONS

<b>Height - Working</b>	10m	33ft
<b>Height - Platform</b>	8m	26ft 4in
<b>Outreach - Working</b>	4.50m	14ft 9in
<b>Slew</b>	360°	
<b>Width - Standard</b>	1.50m	4ft 11in
<b>- Narrow</b>	1.40m	4ft 7in
<b>Height - Stowed</b>	1.96m	6ft 5in
<b>Length - Overall</b>	4.25m	13ft 11in
<b>Weight - Standard</b>	1,930kg*	4,255lbs*
<b>- Narrow</b>	2,150kg*	4,750lbs*
<b>Turning Radius - Inside</b>	2.25m	7ft 5in
<b>- Outside</b>	4.22m	13ft 10in
<b>Platform Capacity</b>	200kg	440lbs
<b>Platform Size</b>	1.10m x 0.60m	3ft 8in x 2ft 1in
<b>Drive Speed</b>	4.1mph	6.6kph
<b>Gradeability</b>	45%	
<b>Control System</b>	Fully proportional hydraulic	
<b>Power System</b>	Battery Only Petrol or Diesel Only Bi-Energy (engine & battery)	

\* Weights may vary according to specification / power options, please confirm before ordering.

Supplied by:

Manufacturers of trailer mounted, self propelled and vehicle mounted platforms.



**NIFTYLIFT LTD**  
Fingle Drive  
Stonebridge  
Milton Keynes  
MK13 0ER  
England

www.niftylift.com

e.mail: info@niftylift.com  
Tel.: +44 (0)1908 223456  
Fax.: +44 (0)1908 312733